



Belajar Menulis Seri 6



V W X Y Z

Nama: _____

Kelas: _____

Judul : Belajar Menulis Seri 6 – VWXYZ
Penyusun : Ummu Abdillah al-Buthoniyyah
Sampul : MRM Graph

Disebarluaskan melalui:



Website:

<http://bam.raudhatulmuhibbin.org>

e-Mail:

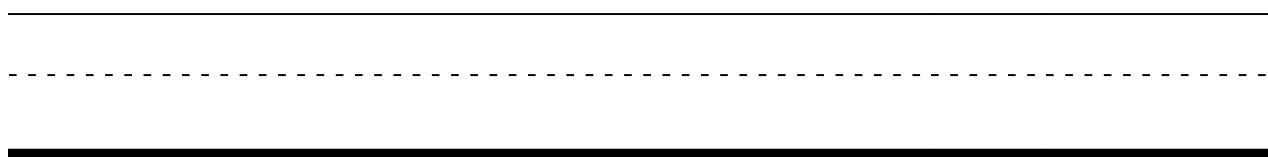
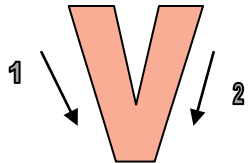
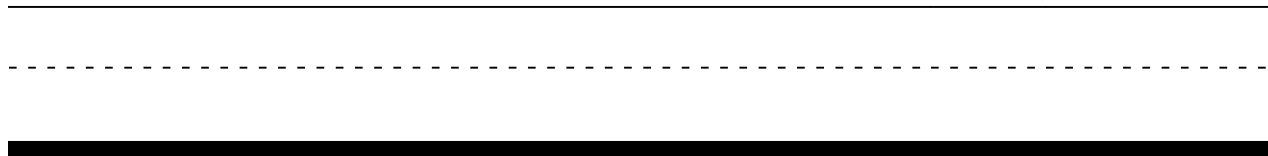
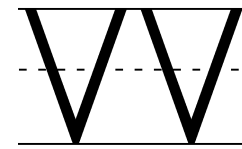
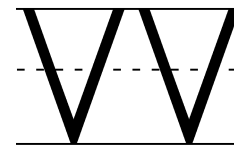



bam@raudhatulmuhibbin.org
redaksi@raudhatulmuhibbin.org

TIDAK untuk tujuan KOMERSIL



Petunjuk:

1. Perhatikanlah huruf berwarna yang disertai tanda panah dengan nomor urut masing-masing
2. Isilah huruf yang kosong dengan menarik garis mengikuti bentuk huruf, sesuai dengan arah panah yang ditunjukkan pada huruf berwarna. Mulailah dari nomor 1, dan seterusnya.
3. Agar tulisan lebih rapih dan rata, salinlah huruf-huruf yang disertai garis bantu, pada garis bantu kosong yang tersedia. Cara penulisan huruf sama dengan cara yang ditunjukkan pada huruf berwarna.
4. Setelah mahir, cobalah menulis huruf dan kata di buku tulismu tanpa disertai garis bantu.
5. Ulangilah terus berlatih sampai tulisanmu menjadi lebih baik dan mudah dibaca.



W W

W W

V v

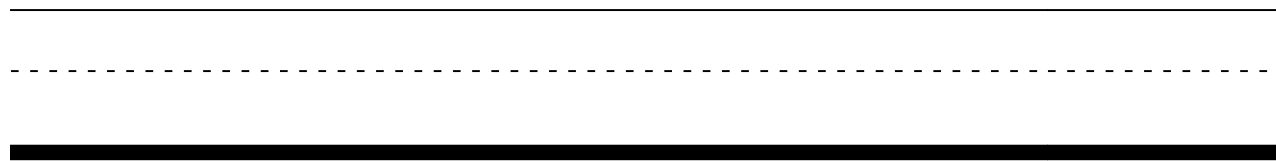
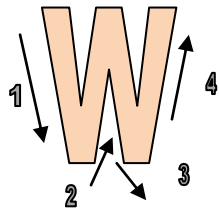
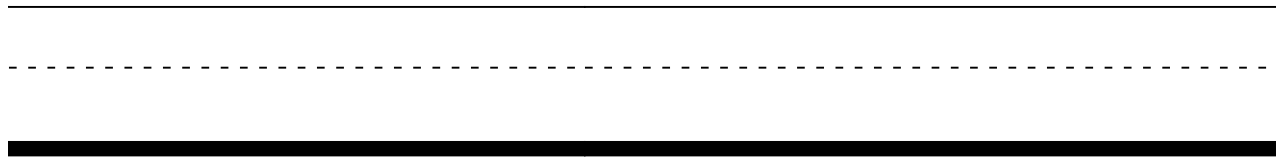
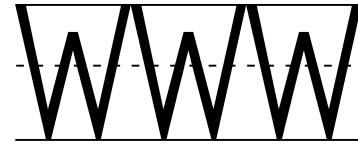
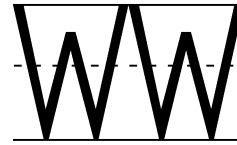
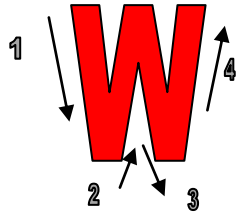
v v

v v

V i v a

V i v i

V o v o





W W

W W

W w

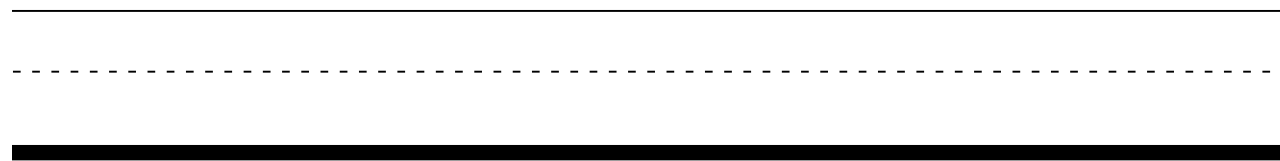
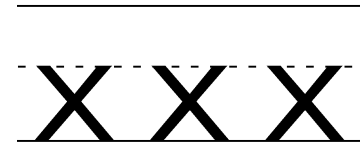


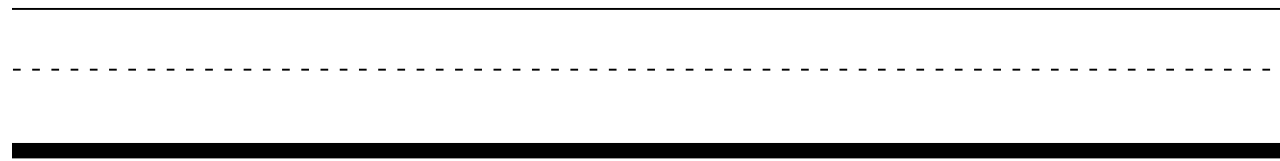
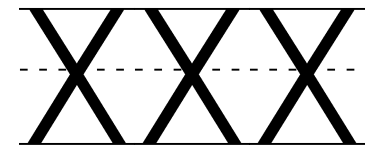
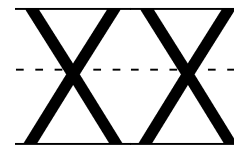
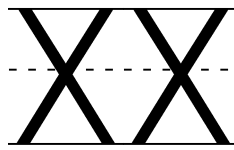
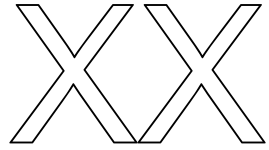
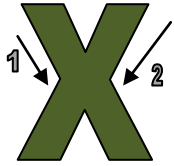
w w

w w w

W i w i

W a w a n

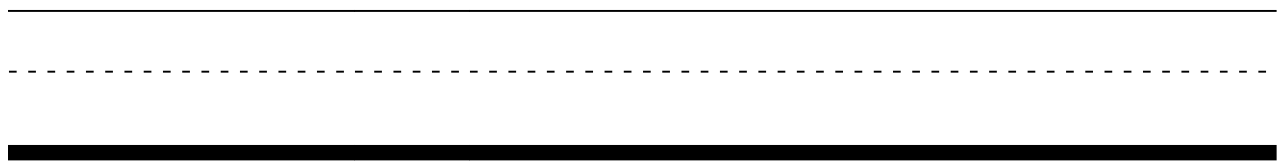
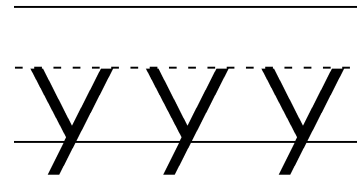
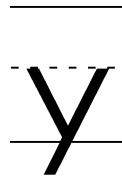
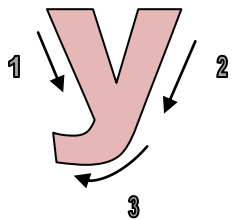
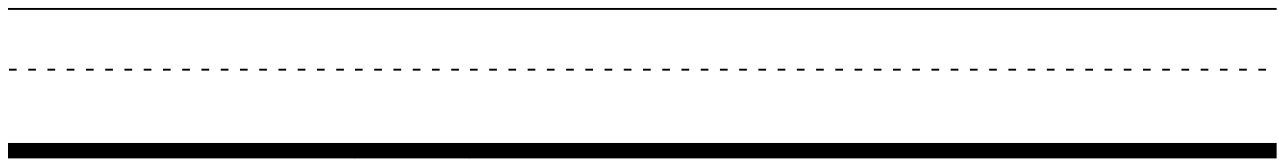
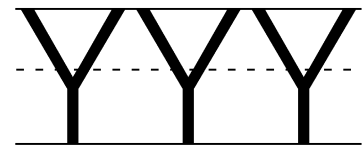
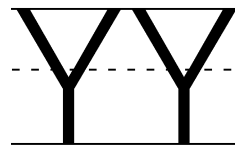
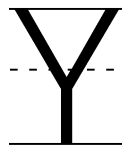
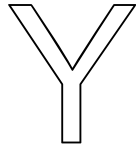
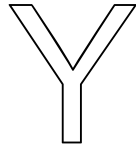
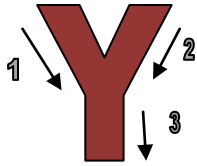
W a t i





XX XX Xx xx xxx

Xaxa Xi xxi Taxi





YY

YY

Yy

yy

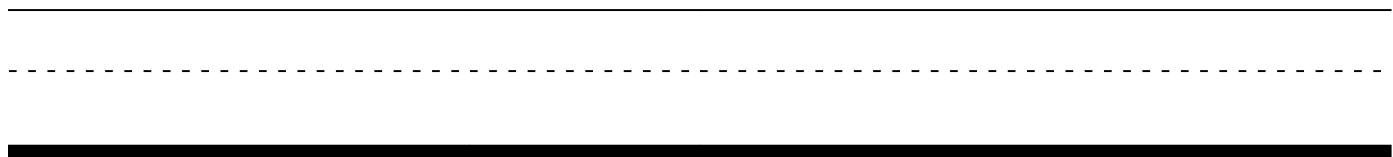
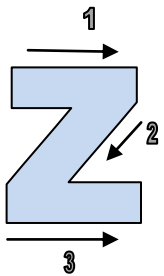
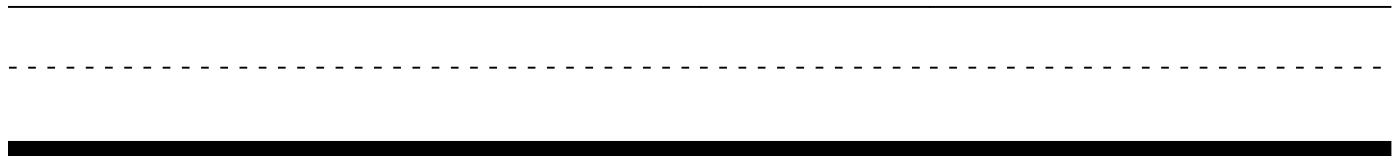
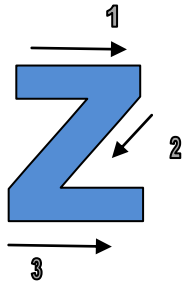
yyy

Iya

Ya

Aya

Yaya





ZZ ZZ Zz zz zzz

Zaza Zizi Zebra



V W X Y Z

v

w

x

y

z

v

w

x

y

z

V W X Y Z